













1. Gender			Response Percent	Response Count
boy			48.7%	132
girl			51.3%	139
			<i>answered question</i>	<b>271</b>
			<i>skipped question</i>	<b>0</b>

2. In which class are you?			Response Percent	Response Count
5th class			17.3%	47
6th class			18.5%	50
7th class			12.2%	33
8th class			15.9%	43
<b>9th class</b>			<b>21.4%</b>	58
10th class			14.8%	40
			<i>answered question</i>	<b>271</b>
			<i>skipped question</i>	<b>0</b>

### 3. BREAKFAST What do you usually eat for breakfast ?

		Response Percent	Response Count
<b>cereals</b>		71.6%	189
bread and cheese/jam		9.5%	25
porridge		6.8%	18
hot dish		0.8%	2
fruits		5.7%	15
nothing		5.7%	15
		<b>answered question</b>	<b>264</b>
		<b>skipped question</b>	<b>7</b>

### 4. What do you usually drink in the morning?






		Response Percent	Response Count
coffee or tea		1.9%	5
milk		23.9%	63
hot/cold chocolate		1.1%	3
juice		20.1%	53
<b>water</b>		40.2%	106
nothing		12.9%	34
		<b>answered question</b>	<b>264</b>
		<b>skipped question</b>	<b>7</b>




**5. LUNCH Where do you usually get your lunch?**





		Response Percent	Response Count
I get a prepaid school meal prepared by the kitchen staff.		76.3%	203
I eat my lunch pack		11.7%	31
I buy it from a shop outside the school		3.8%	10
I eat at home		6.8%	18
I don't eat lunch		1.5%	4
		<b>answered question</b>	<b>266</b>
		<b>skipped question</b>	<b>5</b>

**6. What do you prefer to eat for lunch?**

		Response Percent	Response Count
a salad		5.3%	14
<b>a hot dish</b>		<b>58.1%</b>	154
bread or sandwich		19.2%	51
soup		13.2%	35
fast food		4.2%	11
		<b>answered question</b>	<b>265</b>
		<b>skipped question</b>	<b>6</b>

7. What do you usually drink for lunch?			Response Percent	Response Count
milk			3.7%	10
<b>water</b>			<b>80.1%</b>	214
juice			12.7%	34
soft drinks			0.4%	1
other, namely			3.0%	8
			<b>answered question</b>	<b>267</b>
			<b>skipped question</b>	<b>4</b>

8. DINNER At what time do you usually eat your dinner?			Response Percent	Response Count
16:00 – 18:00			7.5%	20
<b>19:00 – 21:00</b>			<b>92.1%</b>	246
21:30 +			0.4%	1
			<b>answered question</b>	<b>267</b>
			<b>skipped question</b>	<b>4</b>

9. What is your staple food?			Response Percent	Response Count
rice			7.2%	19
potatoes			20.1%	53
pasta			12.1%	32
<b>it varies a lot</b>			<b>60.6%</b>	160
			<b>answered question</b>	<b>264</b>
			<b>skipped question</b>	<b>7</b>

10. How often do you eat meat for dinner?			Response Percent	Response Count
every day			3.4%	9
more than 4 times a week			18.7%	50
<b>1-2 times a week</b>			<b>61.4%</b>	164
rarely			16.5%	44
			<b>answered question</b>	<b>267</b>
			<b>skipped question</b>	<b>4</b>

11. How often do you eat fish for dinner ?			Response Percent	Response Count
every day			0.0%	0
more than 4 times a week			12.0%	32
<b>1-2 times a week</b>			<b>71.4%</b>	190
rarely			16.5%	44
			<b>answered question</b>	<b>266</b>
			<b>skipped question</b>	<b>5</b>





12. Do you ever eat a vegetarian dish for dinner?			Response Percent	Response Count
yes, quite often			11.7%	31
<b>sometimes</b>			<b>64.8%</b>	171
never			23.5%	62
			<b>answered question</b>	<b>264</b>
			<b>skipped question</b>	<b>7</b>

13. SNACKS Do you eat snacks during the day?			Response Percent	Response Count
yes			30.9%	82
no			9.4%	25
<b>sometimes</b>			<b>59.6%</b>	158
			<b>answered question</b>	<b>265</b>
			<b>skipped question</b>	<b>6</b>






14. What kind of snacks do you usually eat?			Response Percent	Response Count
fruits and vegetables			31.9%	84
cookies			20.5%	54
candy or chocolate			6.5%	17
<b>bread</b>			<b>33.8%</b>	89
other, namely:			7.2%	19
			<b>answered question</b>	<b>263</b>
			<b>skipped question</b>	<b>8</b>

15. EATING HABITS AND PHYSICAL ACTIVITY Do you think about, how healthy your food is?			Response Percent	Response Count
<b>yes</b>			<b>83.9%</b>	219
no			16.1%	42
			<b>answered question</b>	<b>261</b>
			<b>skipped question</b>	<b>10</b>

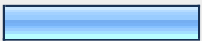

**16. How many times do you eat a day?**




		Response Percent	Response Count
2		1.1%	3
3		14.3%	38
4		54.7%	145
5 +		29.8%	79
		<b>answered question</b>	<b>265</b>
		<b>skipped question</b>	<b>6</b>





**17. How often do you do physical exercise (sport)?**

		Response Percent	Response Count
daily		42.2%	111
3 – 4 times a week		38.8%	102
1-2 times a week		12.2%	32
rarely		3.8%	10
never		3.0%	8
		<b>answered question</b>	<b>263</b>
		<b>skipped question</b>	<b>8</b>

**18. Have you ever been on a diet?**

		Response Percent	Response Count
yes		21.2%	48
no		78.8%	178
		<b>answered question</b>	<b>226</b>
		<b>skipped question</b>	<b>45</b>

19. How many hours do you watch TV a day?			Response Percent	Response Count
less than 1 hour			38.9%	86
<b>2 – 3 hours</b>			<b>53.4%</b>	118
4 hours or more			7.7%	17
			<b>answered question</b>	<b>221</b>
			<b>skipped question</b>	<b>50</b>

20. How long time do you spend in front of the computer every day?			Response Percent	Response Count
less than ½ hour			24.4%	53
<b>1-2 hours</b>			<b>46.1%</b>	100
3-4 hours			24.0%	52
5 hours or more			5.5%	12
			<b>answered question</b>	<b>217</b>
			<b>skipped question</b>	<b>54</b>

21. YOUR FAVOURITES What is your favourite food?			Response Count
			222
			<b>answered question</b>
			<b>222</b>
			<b>skipped question</b>
			<b>49</b>

22. What is your favourite meat?		Response Count
		221
	<i>answered question</i>	221
	<i>skipped question</i>	50

23. What is your favourite vegetable?		Response Count
		218
	<i>answered question</i>	218
	<i>skipped question</i>	53

24. What is your favourite fruit?		Response Count
		222
	<i>answered question</i>	222
	<i>skipped question</i>	49

25. What is your favourite sport?		Response Count
		222
	<i>answered question</i>	222
	<i>skipped question</i>	49